

Scaled data based on original data using
LM-79-08 Approved Method: Electrical and Photometric Measurements of Solid-
State Lighting Products

Test Report Prepared for
Cooper Lighting Solutions
(formerly Eaton)

Brand: McGRAW-EDISON

Report Number: P953839

Luminaire Tested: **GALN-SB7B-740-U-5MQ**

Issue Date: 1/21/2025

Test Information

Test Method: LM-79-08
Report Number: P953839
TEST IS SCALED FROM IESNA LM-79-08 TEST DATA (G2-2411-289-20)
Test Lab: INNOVATION CENTER
Issue Date: 1/21/2025
Manufacturer: COOPER LIGHTING SOLUTIONS (FORMERLY EATON)
Product Line: McGRAW-EDISON
Catalog Number: GALN-SB7B-740-U-5MQ
Description: GALLEON AREA AND ROADWAY HIGH DENSITY LED LUMINAIRE
(7) 70 CRI, 4000K, 450mA LIGHTSQUARES WITH 26 LEDS EACH AND TYPE V MEDIUM OPTICS
Light Source: -
Ballast/Driver: -

Summary

Lumens per Lamp: N/A
Luminaire Lumens: 44370 lumens
Efficiency: N/A
Efficacy: 172.8 lumens/watt
Luminous Opening: Rectangular (W 1.5' x L: 1.5' x H: 0')
IES Classification: Type V - Short
BUG Rating: B5 - U0 - G4

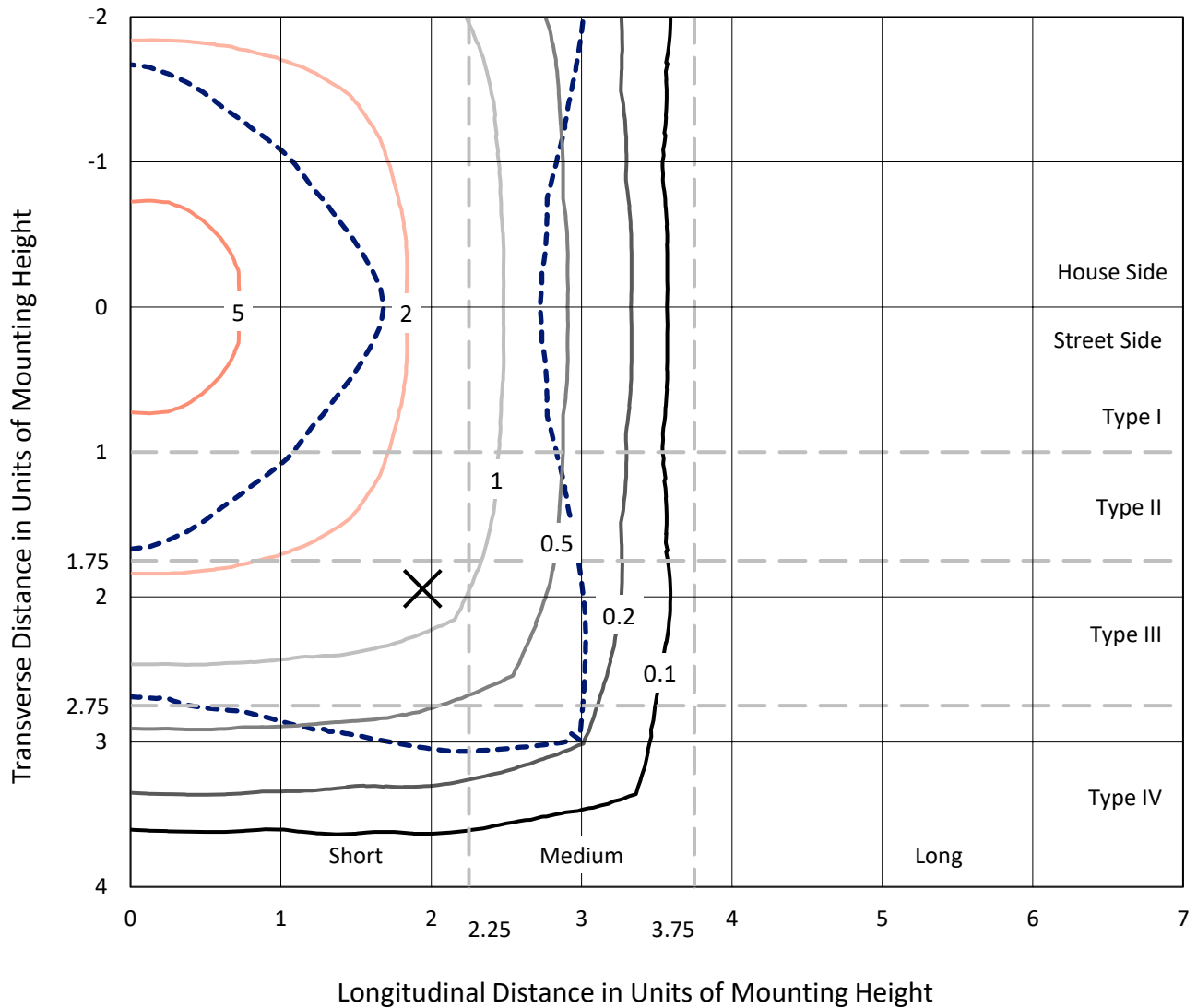
Input Watts (W): 256.7
Input Voltage (V): NR
Input Current (Ain): NR
Voltage Rise (V): NR
Power Factor: NR
Total Harmonic Distortion (THDi): NR
Frequency (hertz): 60
Stabilization Time: NR
Operation Time: NR
Ambient Temperature (°C): NR
Test Distance: 24 FT



REPORT NUMBER: P953839
 CATALOG NUMBER: GALN-SB7B-740-U-5MQ

Iso-Footcandle Lines of Horizontal Illumination

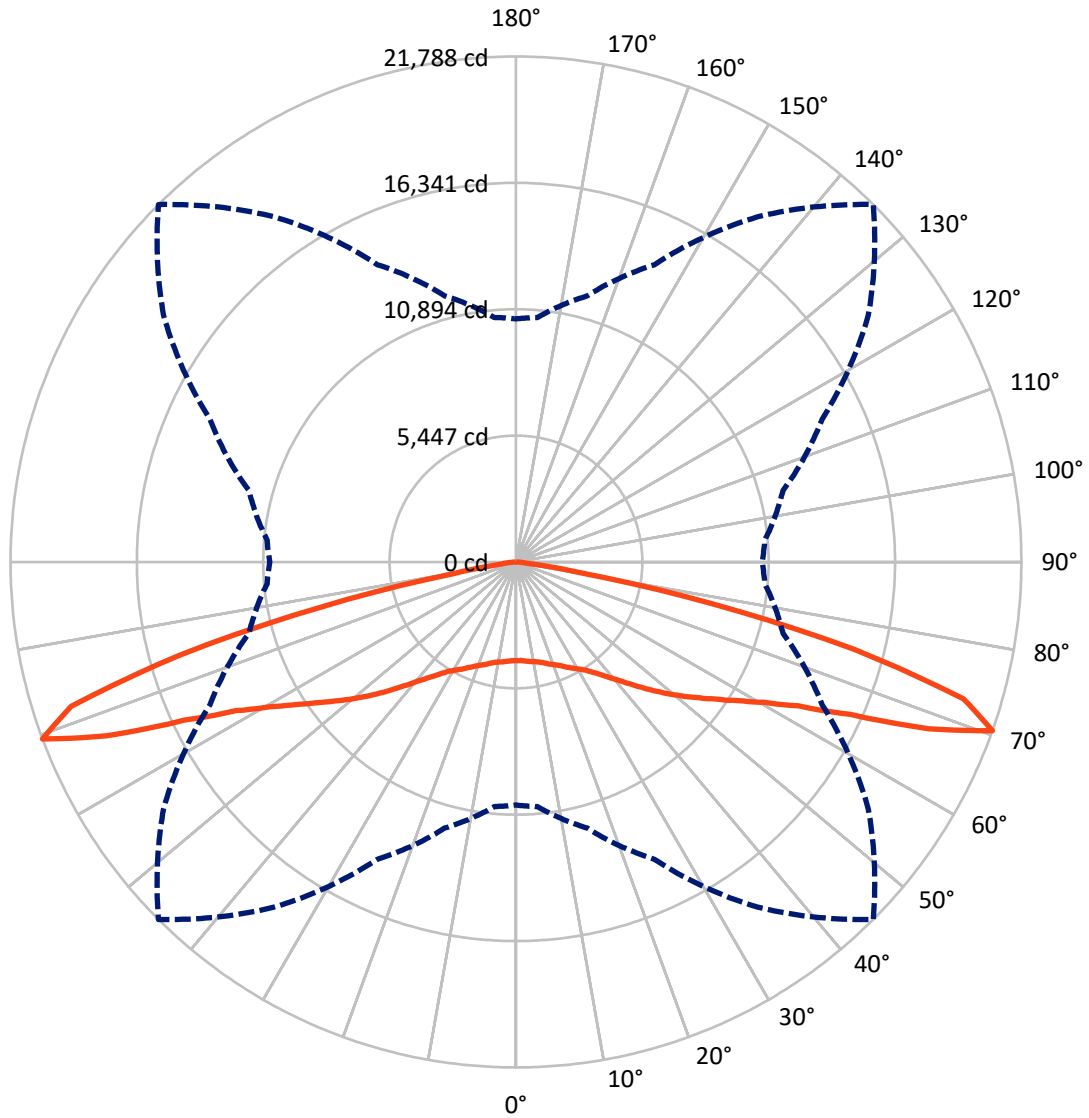
× Max cd
 - - - 1/2 Max cd



Based on 25 foot mounting height. Maximum calculated value = 6.8 fc
 Type V - Short - N/A

REPORT NUMBER: P953839
CATALOG NUMBER: GALN-SB7B-740-U-5MQ

Luminous Intensity Polar Plot



— Vertical Plane Through 45-Deg Lateral - - - Horizontal Cone Through 70-Deg Vertical

REPORT NUMBER: P953839

CATALOG NUMBER: GALN-SB7B-740-U-5MQ

FLUX DISTRIBUTION:

		Downward	Upward	Total
House Side	Lumens	22185.0	0.0	22185.0
	% Fixture	50.0	0.0	50.0
Street Side	Lumens	22185.0	0.0	22185.0
	% Fixture	50.0	0.0	50.0
Total	Lumens	44370.0	0.0	44370.0
	% Fixture	100.0	0.0	100.0

ZONAL LUMENS:

Zone	Lumens	% Fixture
0°-10°	412.9	0.9
10°-20°	1280.4	2.9
20°-30°	2288.2	5.2
30°-40°	3709.1	8.4
40°-50°	6041.5	13.6
50°-60°	9211.3	20.8
60°-70°	13703.5	30.9
70°-80°	7468.8	16.8
80°-90°	254.3	0.6
90°-100°	0.0	0.0
100°-110°	0.0	0.0
110°-120°	0.0	0.0
120°-130°	0.0	0.0
130°-140°	0.0	0.0
140°-150°	0.0	0.0
150°-160°	0.0	0.0
160°-170°	0.0	0.0
170°-180°	0.0	0.0
0°-90°	44370.0	100.0
0°-180°	44370.0	100.0

Coefficient of Utilization



REPORT NUMBER: P953839

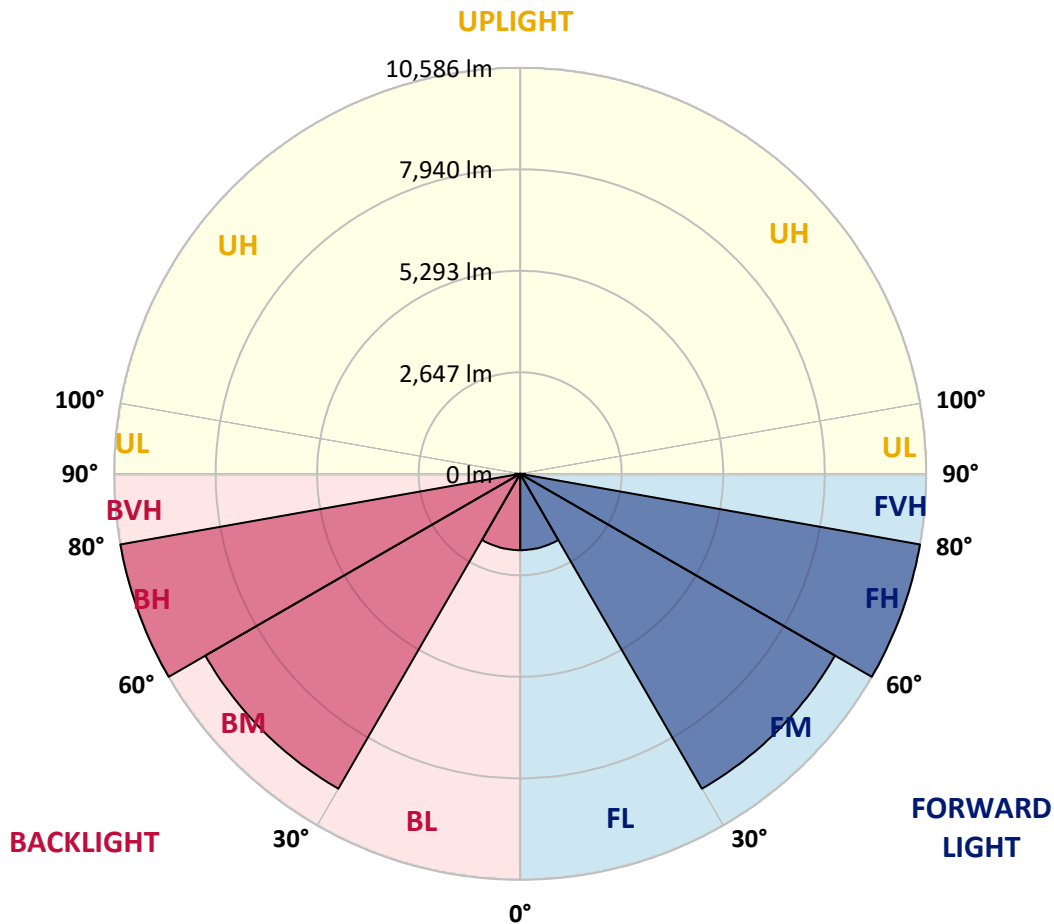
CATALOG NUMBER: GALN-SB7B-740-U-5MQ

LUMINAIRE CLASSIFICATION SYSTEM LUMEN TABLE AND BUG RATING:

Zone	Lumens	% Fixture	Zone Rating/Lumen Limit		
			B	U	G
FL (0°-30°)	1990.7	4.5			
FM (30°-60°)	9481.0	21.4			
FH (60°-80°)	10586.1	23.9			G4/12000
FVH (80°-90°)	127.2	0.3			G2/225
BL (0°-30°)	1990.7	4.5	B3/2500		
BM (30°-60°)	9481.0	21.4	B5		
BH (60°-80°)	10586.1	23.9	B5		G4/12000
BVH (80°-90°)	127.2	0.3			G2/225
UL (90°-100°)	0.0	0.0		U0/0	
UH (100°-180°)	0.0	0.0		U0/0	

BUG Rating: B5-U0-G4

Type V Short



REPORT NUMBER: P953839
 CATALOG NUMBER: GALN-SB7B-740-U-5MQ

CANDELA DISTRIBUTION (FULL):

	0°	5°	15°	25°	35°	45°	55°	65°	75°	85°
0°	4250.2	4250.2	4250.2	4250.2	4250.2	4250.2	4250.2	4250.2	4250.2	4250.2
2.5°	4270.2	4274.7	4265.8	4261.3	4256.9	4250.2	4252.4	4263.6	4272.5	4270.2
5°	4305.9	4310.3	4303.6	4301.4	4292.5	4290.3	4290.3	4301.4	4308.1	4303.6
7.5°	4346.0	4352.7	4341.5	4339.3	4334.8	4330.4	4328.2	4339.3	4346.0	4346.0
10°	4383.8	4390.5	4381.6	4374.9	4370.5	4370.5	4366.0	4374.9	4386.1	4383.8
12.5°	4423.9	4428.4	4419.5	4415.0	4415.0	4421.7	4415.0	4419.5	4428.4	4423.9
15°	4472.9	4475.2	4472.9	4479.6	4490.8	4513.0	4493.0	4488.5	4493.0	4481.9
17.5°	4539.8	4544.2	4553.1	4568.7	4584.3	4624.4	4588.8	4577.6	4577.6	4555.4
20°	4622.2	4628.9	4642.2	4669.0	4689.0	4726.9	4691.2	4675.7	4669.0	4640.0
22.5°	4709.1	4720.2	4740.3	4775.9	4811.5	4847.2	4811.5	4784.8	4764.8	4726.9
25°	4809.3	4822.7	4853.9	4911.8	4960.8	5012.0	4969.7	4916.2	4876.1	4822.7
27.5°	4951.9	4967.5	5005.3	5076.6	5139.0	5183.5	5143.4	5074.4	5018.7	4954.1
30°	5152.3	5167.9	5212.5	5288.2	5330.6	5359.5	5332.8	5279.3	5212.5	5139.0
32.5°	5410.7	5430.8	5479.8	5551.1	5560.0	5564.4	5555.5	5528.8	5479.8	5390.7
35°	5738.2	5760.5	5816.2	5874.1	5865.2	5874.1	5860.7	5851.8	5816.2	5713.7
37.5°	6139.2	6165.9	6223.8	6268.4	6246.1	6234.9	6237.2	6239.4	6219.4	6105.7
40°	6604.7	6640.4	6682.7	6729.5	6691.6	6658.2	6680.5	6698.3	6680.5	6564.6
42.5°	7083.6	7134.9	7179.4	7246.3	7215.1	7172.7	7203.9	7224.0	7186.1	7061.4
45°	7616.0	7665.0	7723.0	7823.2	7800.9	7756.4	7800.9	7805.4	7740.8	7593.8
47.5°	8166.2	8217.5	8304.3	8438.0	8429.1	8380.1	8438.0	8406.8	8324.4	8148.4
50°	8687.5	8758.8	8892.4	9079.5	9097.4	9037.2	9115.2	9055.0	8916.9	8696.4
52.5°	9177.6	9253.3	9464.9	9718.8	9783.4	9705.5	9810.2	9705.5	9498.3	9215.4
55°	9692.1	9776.8	10028.5	10360.4	10489.6	10431.7	10529.7	10371.5	10077.5	9734.4
57.5°	10298.0	10349.2	10650.0	11044.2	11262.5	11275.9	11320.5	11053.2	10696.7	10306.9
60°	10955.1	11026.4	11353.9	11826.1	12171.4	12282.8	12236.0	11839.5	11425.2	10977.4
62.5°	11797.2	11875.1	12267.2	12833.0	13378.7	13655.0	13472.3	12897.6	12385.2	11848.4
65°	12494.4	12581.3	13289.6	14298.7	15292.2	15846.9	15388.0	14329.9	13407.7	12650.3
67.5°	11988.7	12095.7	13207.2	15060.5	17530.9	19186.0	17615.6	15287.8	13481.2	12454.3
70°	10478.4	10578.7	11875.1	14140.6	18161.3	21787.8	18540.0	14557.1	11917.5	10768.0
72.5°	6956.7	7279.7	8591.7	11309.3	16216.6	20161.7	16377.0	11079.9	7970.2	6941.1
75°	2307.8	2566.2	3461.6	5862.9	10861.6	15078.4	10340.3	5188.0	2742.1	1973.6
77.5°	581.4	670.5	924.4	1677.4	4332.6	8585.0	3900.5	1370.0	746.2	521.2
80°	282.9	311.9	445.5	559.1	1084.8	2728.8	1018.0	525.7	352.0	271.8
82.5°	155.9	158.2	251.7	316.3	403.2	706.1	418.8	307.4	202.7	164.8
85°	95.8	93.6	133.7	169.3	169.3	251.7	200.5	169.3	115.8	102.5
87.5°	37.9	37.9	49.0	53.5	46.8	64.6	51.2	55.7	44.6	42.3
90°	0.0	0.0	0.0	0.0	0.0	0.0	0.0	0.0	0.0	0.0

(END C

90°
4250.2
4272.5
4305.9
4346.0
4383.8
4421.7
4481.9
4555.4
4640.0
4724.7
4820.4
4951.9
5139.0
5392.9
5713.7
6105.7
6564.6
7070.3
7609.3
8137.3
8691.9
9188.7
9687.7
10253.5
10906.1
11754.8
12525.6
12300.6
10614.3
6716.1
1866.7
465.6
249.5
164.8
106.9
44.6
0.0

OF REPORT)